


MANISCOPIC


MT 1235 S & ST


- Maximum lifting height : 12 m
- Capacity : 3500 kg
- Maximum forward reach : 8.36 m
- Torque convertor
- Hydraulic stabilizers




MT 1235 S/ST


 **Lifting capacity**3500 kg
 at 500 mm from forks heels.
 Tipping load at maximum reach :1460 kg
 Tear out force with bucket
 to ISO 83138200 daN


 **Lifting height** :12 m
Times : unladen / loaded (in s)
 Lifting10.8/11.2
 Lowering.....7.3/7
 Simultaneous extension 1st and 2nd booms ...22.6/22.9
 Simultaneous retraction 1st and 2nd booms.....11.5/11
 Time unladen (in s)
 Crowd4.3
 Dump.....3.4


 **Tyres**
 400/80 -24 TL 156 B

 **Forks** (mm)
 Length1200
 Width x thickness125 X 45
 Maximum distance between forks.....1040
 Carriage rotation124°


 **Multidisc brakes - hydraulically assisted on both axes**

 **PERKINS Engine**
 Type1104C.44/1104C.44 Turbo
 Capacity 4 cylindres - 4400 cm³
 Power (ISO/TR 14396) :82 HP/61.5 kw
 at 2200 rpm Turbo :100 HP/74.5 kw
 Maximum torque.....302 Nm at 1400 rpm
 Turbo :412 Nm at 1400 rpm
 Direct Injection
 Water Cooling

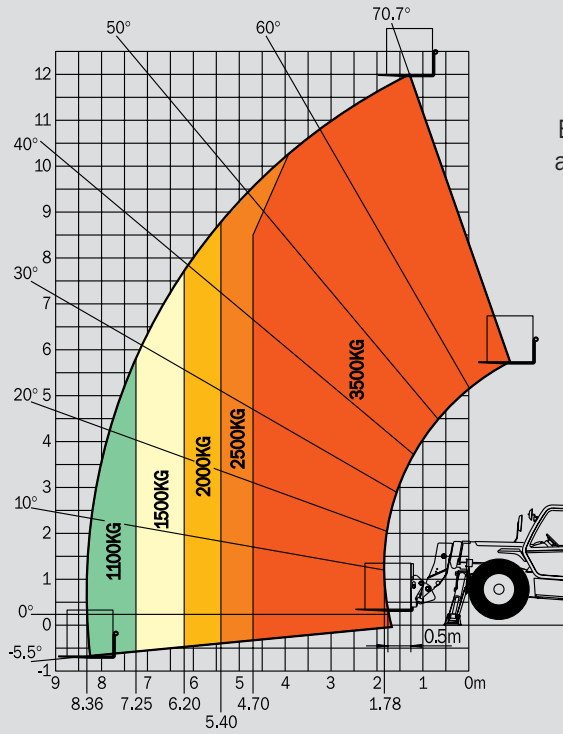
 **Transmission**Torque convertor
 Electro-hydraulic reversing shift
 4 speeds forward and reverse
 Maximum travel speed.....25 km/h

 **Hydraulics**
 Lifting/tilting pump
 gear type:260 bars/105 l/mn
 Flow divider with priority to steering and brakes

 **Capacities**
 Cooling system18.5 l.
 Engine oil10.5 l. (Turbo 11 l.)
 Hydraulic oil120 l.
 Transmission oil.....16 l.
 Fuel tank.....135 l.

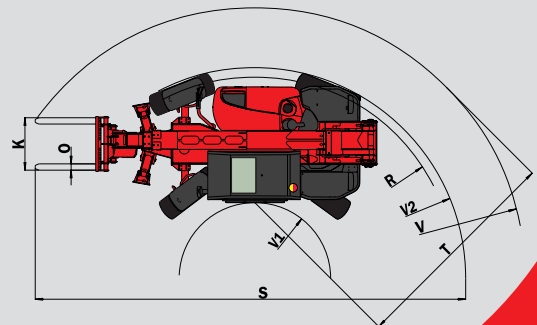
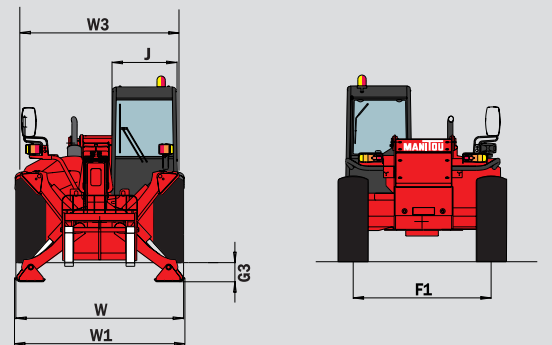
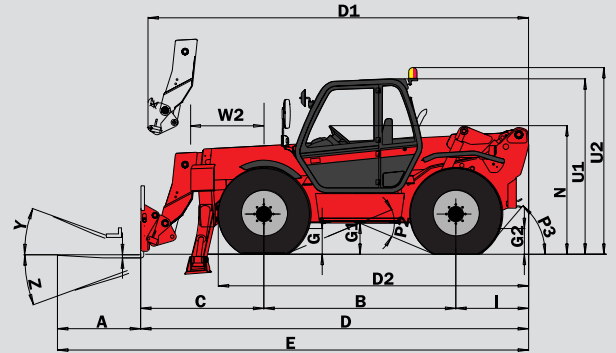
 **Weight unladen** (with forks)9400 kg
Overall width2.39 m
Overall height2.58 m
Turning radius (outside wheels)4.15 m
Overall length5.59 m
Ground clearance0.45 m
Drawbar pull8800 daN

Reach at maximum height : 1.5 m



Under
 EN 1459
 annexe B

A	1200
B	2770
C	1770
D	5590
D1	5515
D2	4420
E	6790
F	1990
F1	1990
G	450
G1	445
G2	450
G3	275
I	1050
J	950
K	1040
L	45
N	1850
O	125
P2	43,5°
P3	40°
R	3950
S	8505
T	4365
U1	2575
U2	2755
V	5450
V1	1470
V2	4150
W	2390
W1	2320
W2	1225
W3	2035
Y	12°
Z	112°



This publication in no way constitutes an offer and the company reserves the right to alter specification without prior notice. The MANITOU models presented in this brochure can be supplied complete with optional equipment attachments. PATENTS FR 93 14367 - EP 0 656 315 US PENDING



MANITOU B.F. S.A.
 B.P249 - 44158 ANCENIS CEDEX - FRANCE
 TEL : 33 2 40 09 10 11
 EXPORT DEPARTMENT FAX : 33 2 40 09 10 97
 www.manitou.com